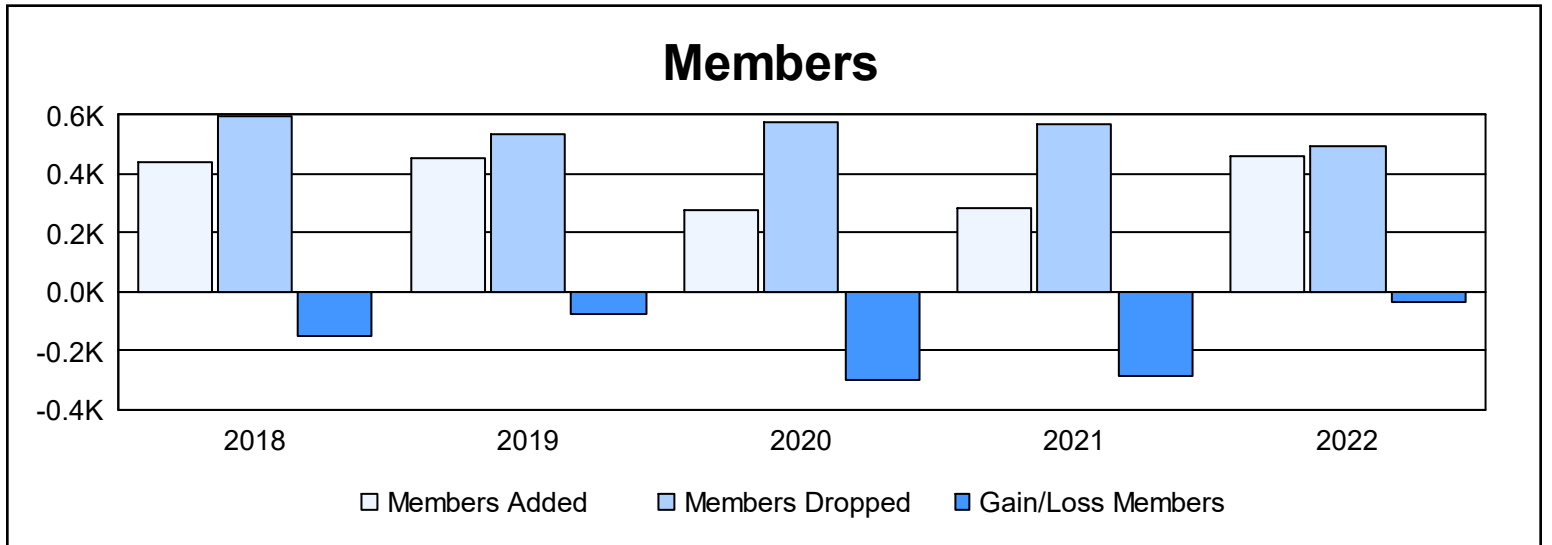
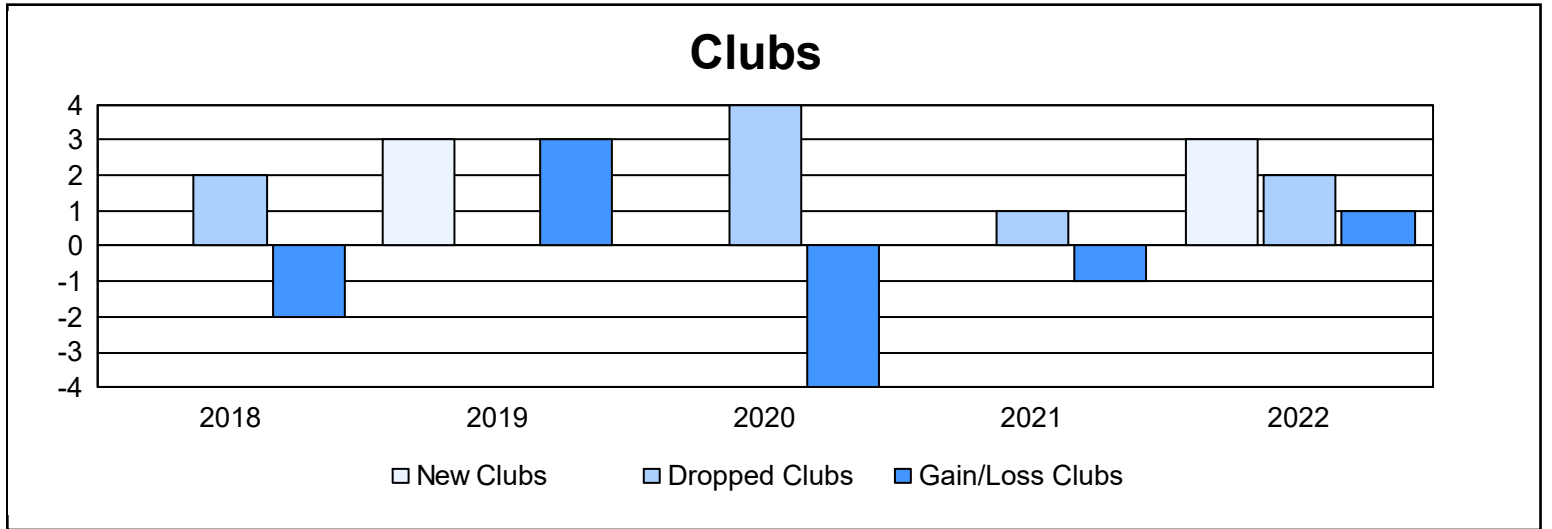
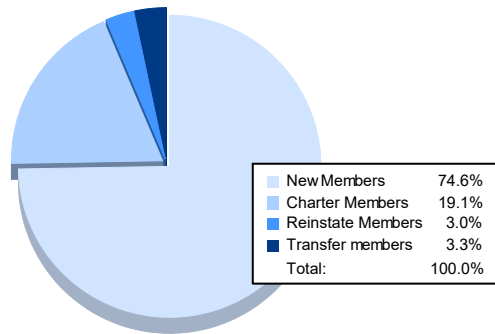


Year	New Clubs	Dropped Clubs	Gain/ Loss Clubs	New Members	Charter Members	Reinstate Members	Transfer Members	Total Member Added	Total Members Dropped	Gain/ Loss Members
2017-2018	0	2	-2	422	0	4	17	443	593	-150
2018-2019	3	0	3	367	82	5	3	457	535	-78
2019-2020	0	4	-4	269	2	1	6	278	578	-300
2020-2021	0	1	-1	263	3	7	13	286	572	-286
2021-2022	3	2	1	344	88	14	15	461	497	-36
<b>Average</b>	<b>1</b>	<b>2</b>	<b>-1</b>	<b>333</b>	<b>35</b>	<b>6</b>	<b>11</b>	<b>385</b>	<b>555</b>	<b>-170</b>



### Membership Composition June 2022 Cumulative



### Gender Composition June 2022 Cumulative

